

WorkForce Pro

WF-C8690DTWFC



Keep costs low and productivity high with this highly reliable A3 business inkjet MFD with a fast FPOT for small to medium workgroups.

Deliver results for your business while keeping your electricity bills to a minimum, reducing environmental impact and improving CSR reputation. Not only delivering everyday A4 documents quickly, it also opens up a range of uses for A3 documents, such as in-house leaflets, brochure drafts for proofreading, Excel spreadsheets, construction site plans, worksheets for classrooms, booklets and much more.

Save money

Designed for workgroups, your business can avoid the hidden employee productivity costs associated with centralised printing. Further lower costs by changing consumables less with its innovative ink supply system, helping to deliver a competitive TCO. Its low energy usage can reduce energy bills, and its simple but effective inkjet mechanism requires fewer replacement parts.

High productivity and low intervention

Don't wait for prints with no warm up time and a fast First Page Out Time (FPOT) of 5.5 seconds. Print up to 11,500 pages in monochrome and 8,000 in colour without changing supplies with large ink cartridges¹. Print on a wide range of media including recycled paper, glossy media, envelopes and labels.


Reduce your impact

Benefit from low-power consumption due to the no-heat technology of inkjet printing, along with no ozone emissions. Also, fewer replacement parts are needed, such as fusers, drums, developers etc, unlike a laser.

Built for business

A range of software and tools provide secure print options, efficient scanning and help manage devices remotely. NFC and wireless connectivity also supports printing from mobile devices. And with its smartphone inspired user interface and touchscreen, it's intuitive to operate. Epson Open Platform and our work with ISVs add extra solutions, such as PaperCut print management software.

DATASHEET / BROCHURE



KEY FEATURES

- **Benefit from A3 printing**
Print in-house leaflets, brochure drafts, spreadsheets and more
- **Ecological**
Keep energy bills low and reduce your impact on the environment
- **Save money**
Further lower costs by changing consumables less
- **Save time**
Automatic double-sided printing, scanning, copying and faxing
- **Built for business**
DuraBrite Pro pigment inks

PRODUCT SPECIFICATIONS

TECHNOLOGY

Printing Method	PrecisionCore™ Print Head
Nozzle Configuration	800 Nozzles Black, 800 Nozzles per Color
Minimum Droplet Size	4.6 pl, With Variable-Sized Droplet Technology
Ink Technology	DURABrite™ Pro
Category	Office Workgroup, Office Departmental
All-in-One Functions	Print, Scan, Copy, Fax

PRINT

First Page Out	Monochrome 5.5 Seconds, Colour 5.5 Seconds
Printing Speed ISO/IEC 24734	24 pages/min Monochrome, 24 pages/min Colour
Duplex Printing Speed ISO/IEC 24734	16 A4 Pages/min Monochrome, 16 A4 Pages/min Colour
Printing Speed ISO/IEC 24734 (A3)	13 pages/min Monochrome, 13 pages/min Colour
Duplex Printing Speed ISO/IEC 24734 (A3)	11 A4 Pages/min Monochrome, 11 A4 Pages/min Colour
Maximum Printing Speed	35 pages/min Monochrome (plain paper 75 g/m ²), 35 pages/min Colour (plain paper 75 g/m ²)
Printing Resolution	4,800 x 1,200 DPI
Printing Volume	75,000 pages per month The maximum number of printed pages per month based on the performance capabilities of the printer, including ISO rated print speeds and paper handling capabilities.
Recommended Duty Cycle	500 - 5,000 pages per month
Colours	Black, Cyan, Yellow, Magenta

For detailed information on printing speeds please visit <http://www.epson.eu/testing>.

SCAN

Single-sided scan speed (A4 black)	200 dpi (with ADF); , 25 ipm with ADF scan 200 dpi (flatbed) 4 sec. with flatbed scan
Doubled-sided scan speed (A4 black)	200 dpi (with ADF); , 45 ipm with ADF scan
Single-sided scan speed (A4 colour)	200 dpi (with ADF); , 25 ipm with ADF scan 200 dpi (flatbed) 5 sec. with flatbed scan
Doubled-sided scan speed (A4 colour)	200 dpi (with ADF); , 45 ipm with ADF scan
Optical Resolution	1,200 DPI x 2,400 DPI (Horizontal x Vertical)
Optical Resolution (ADF)	600 DPI x 600 DPI (Horizontal x Vertical)
Advanced document integration	Scan to Email, Scan to FTP, Scan to Microsoft SharePoint®, Scan to Network folders, Computer (Epson Document Capture Pro), USB Memory Device / Card
Output formats	JPEG, TIFF, PDF
Scanner type	Contact image sensor (CIS)

FAX

Type of fax	Walk-up black and white and colour fax capability
Fax Transmission Speed	Up to 33.6kbps / Approx. 3 sec/page
Error correction mode	CCITT/ITU Group3 fax with Error Correction Mode
Fax speed dials (max)	2,000 names and numbers
Page memory	Up to 550 pages/ 6MB (ITU-T No. 1 chart)
Fax Functions	PC Fax, Auto Redial, Address Book, Delay Send, Broadcast Fax

WorkForce Pro WF-C8690DTWFC

WHAT'S IN THE BOX

- Main unit
- Power cable
- Quick Setup Guide
- User Manual (CD-ROM)
- Warranty card

PRODUCT SPECIFICATIONS

WorkForce Pro WF-C8690DTWFC

COPY

Copy Speed	Up to 22 ipm Black, Up to 21 ipm Colour *Simplex ADF 600 x 600 dpi (ISO/ IEC 24735)
Copy resolution (dpi)	600 x 1200
Reduction / Enlargement	25 % - 400 % Auto fit function
Maximum number of copies	999
Maximum Copy Size	A3

CONNECTIVITY

Network Printing Protocols	IPP, LDP, Port 9100, WSD
Network Management Protocols	SNMP, HTTP, DHCP, BOOTP, APIPA, DDNS, mDNS, SNT, SLP, WSD, LLTD, Ping
Interfaces	USB 3.0 Type B, Ethernet Interface (1000 Base-T/ 100-Base TX/ 10-Base-T), Wireless LAN IEEE 802.11a/b/g/n/ac, Wi-Fi Direct, USB host, Near Field Communication (NFC), USB 2.0-A (2x)
WLAN Security	WEP 64 Bit, WEP 128 Bit, WPA2 Enterprise, WPA2 PSK (AES)
Network Protocol	TCP/IPV4, TCP/IPV6

PAPER / MEDIA HANDLING

Paper Formats	A4 (21.0x29.7 cm), A5 (14.8x21.0 cm), A6 (10.5x14.8 cm), B5, C6 (Envelope), C4 (Envelope), No. 10 (Envelope), Letter, 10 x 15 cm, 13 x 18 cm, 20 x 25 cm, 16:9, Legal, A3 (29.7x42.0 cm), A3+
Automatic Document Feed	50 pages
Compatible Paper Weight	64 g/m ² - 300 g/m ²
Duplex	Yes
Standard Paper input	835 Sheets Standard, 85 Sheets MP tray, 750 Sheets paper tray
Output Tray Capacity	250 Sheets
Paper Tray Capacity	750 Sheets Standard, 1,835 Sheets Maximum
Standard paper tray(s)	85-Sheet Multi-Purpose Tray, 250-sheet paper tray, 500-Sheet paper tray, Cabinet
Optional paper tray(s)	2 x 500-Sheet paper tray
Maximum paper input	1,835
Rear paper path (special media)	Yes
Number of paper trays	3

PAPER FEED RASF

Paper Input Name	RASF
Paper Formats	A3+, A3, A4, A5, A6, B4, B5, B6, C4 (Envelope), C5 (Envelope), C6 (Envelope), DL (Envelope), Letter, 10 x 15 cm, 13 x 18 cm, 16:9, HLT, User defined, Legal, Executive, SRA3, Tabloid
Custom sizes	Min 55x 330 mm to Max 127x 1,200 mm
Compatible paper weight	64 g/m ² - 300 g/m ²
Paper Capacity 1	85 80gsm
Media type	Plain Paper, Recycled Paper, Colour Paper, Letterhead, Glossy Photo Paper

PAPER FEED C1

Paper Input Name	C1
Paper Formats	A3, A4, A5, A6, B4, B5, B6, Letter, HLT, Legal, Executive, Tabloid
Compatible paper weight	64 g/m ² - 200 g/m ²
Paper Capacity 1	250 80gsm
Media type	Plain Paper, Recycled Paper, Colour Paper, Letterhead

PAPER FEED C2

Paper Input Name	C2
Paper Formats	A3, A4, A5, A6, B4, B5, B6, Letter, HLT, Legal, Executive
Compatible paper weight	64 g/m ² - 200 g/m ²
Paper Capacity 1	500 80gsm
Media type	Plain Paper, Recycled Paper, Colour Paper, Letterhead

PAPER FEED DUPLEX

Paper Input Name	Duplex
Paper Formats	A3, A4, A5, B4, B5, B6, Letter, Legal, Executive, Tabloid
Compatible paper weight	64 g/m ² - 150 g/m ²

PRODUCT SPECIFICATIONS

WorkForce Pro WF-C8690DTWFC

GENERAL

Energy Use	39 Watt (standalone copying, ISO/IEC 24712 pattern), 1.3 Watt (sleep mode), 18 Watt (Ready), 0.2 Watt (Power off), TEC 0.2 kWh/week
Supply Voltage	AC 220 V - 240 V
Product dimensions	613 x 755 x 1,198 mm (Width x Depth x Height)
Noise Level	6.8 B (A) according to ISO 7779 pattern with Epson Premium Glossy Photo Paper / Photo RPM mode - 51 dB (A) according to ISO 9296
Compatible Operating Systems	Android 4.0+, Linux, Mac OS X 10.6.8 or later, Windows 10, Windows 7, Windows 7 x64, Windows 8 (32/64 bit), Windows 8.1, Windows 8.1 x64 Edition, Windows Server 2003, Windows Server 2003 (32/64bit), Windows Server 2003 R2 x64, Windows Server 2008 (32/64bit), Windows Server 2008 R2, Windows Server 2012 (64bit), Windows Server 2012 R2, Windows Server 2016, Windows Vista (32/64 bit), Windows XP SP3, XP Professional x64 Edition SP2
Sound Power	Operation: 6.8 B (A)
Noise	Operation: 51 dB (A)
Mobile and Cloud printing services	Epson Connect (iPrint, Email Print, Remote Print Driver, Scan-to-Cloud), Apple AirPrint, Google Cloud Print
Power supply	220V, 240V

ADDITIONAL FEATURES

Features	Touchscreen, Direct scan-to-print without PC, Direct print from USB
Panel	Type: Color, Touchscreen, Diagonal: 12.7 cm
Media Handling	Automatic duplex (A4/A3, plain paper), Rear specialty media feed, Thick Media Support
Security Functions	Limit access function with Epson Web Config, Secure confidential printing with PIN code release, LDAP Address Book, IPsec, IEEE802.1x, SSL (Server authentication), Panel Admin Mode

OTHER FEATURES

Emulations	PCL5c, PCL6, ESC/P-R, PostScript 3, PDF 1.7
------------	---

OTHER

Warranty	12 months On-site service Optional warranty extension available
----------	--

SUPPLIES

● WF-C8190 / WF-C8690 Ink Cartridge XXL Black	C13T04A140	11,500 pages
● WF-C8190 / WF-C8690 Ink Cartridge XXL Cyan	C13T04A240	8,000 pages
● WF-C8190 / WF-C8690 Ink Cartridge XXL Magenta	C13T04A340	8,000 pages
● WF-C8190 / WF-C8690 Ink Cartridge XXL Yellow	C13T04A440	8,000 pages
● WF-C81xx / WF-C86xx Ink Cartridge L Black	C13T04C140	2,900 pages
● WF-C81xx / WF-C86xx Ink Cartridge L Cyan	C13T04C240	1,700 pages
● WF-C81xx / WF-C86xx Ink Cartridge L Magenta	C13T04C340	1,700 pages
● WF-C81xx / WF-C86xx Ink Cartridge L Yellow	C13T04C440	1,700 pages
● WF-C81xx / WF-C86xx Ink Cartridge XL Black	C13T04B140	5,800 pages
● WF-C81xx / WF-C86xx Ink Cartridge XL Cyan	C13T04B240	4,600 pages
● WF-C81xx / WF-C86xx Ink Cartridge XL Magenta	C13T04B340	4,600 pages
● WF-C81xx / WF-C86xx Ink Cartridge XL Yellow	C13T04B440	4,600 pages
● Maintenance box	C13T671400	
● Standard Cassette Maintenance Roller	C13S210048	200,000 pages
● Optional Cassette Maintenance Roller	C13S210049	200,000 pages

OPTIONAL ACCESSORIES




- Card Reader Holder
C12C932921
- High Cabinet
C12C933561

LOGISTICS INFORMATION

SKU	C11CG68401BS
EAN code	8715946654492
Country of Origin	Indonesia
Layer	1 Units
Layer Block	1 Units

WorkForce Pro WF-C8690DTWFC

INK YIELD DATA

	T04C4	T04B4	T04A4
	2,900 pages*	5,800 pages*	11,500 pages*
	1,700 pages*	4,600 pages*	8,000 pages*

* Approx. page yield based on ISO/IEC 24711/24712 or ISO/IEC 29102/29103. Actual yield will vary depending on images printed and usage conditions. For more information visit <http://www.epson.eu/pageyield>



For more information please contact:

Home users: 0343 90 37766
 Business users*: 0871 42 37766
 Republic of Ireland: 01 436 7742
 Or visit us at <https://www.epson.co.uk/contactus>
 * 10p per minute plus network extras.

Web: www.epson.co.uk
www.epson.ie

Trademarks and registered trademarks are the property of Seiko Epson Corporation or their respective owners.
 Product information is subject to change without prior notice.
 Last extracted: 2020-07-14

1. Approx. page yield. Actual yield will vary depending on images printed and usage conditions. For more information visit www.epson.eu/pageyield.

EPSON[®]